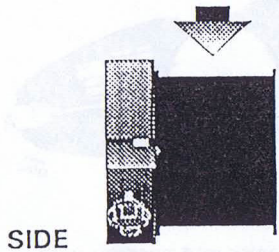
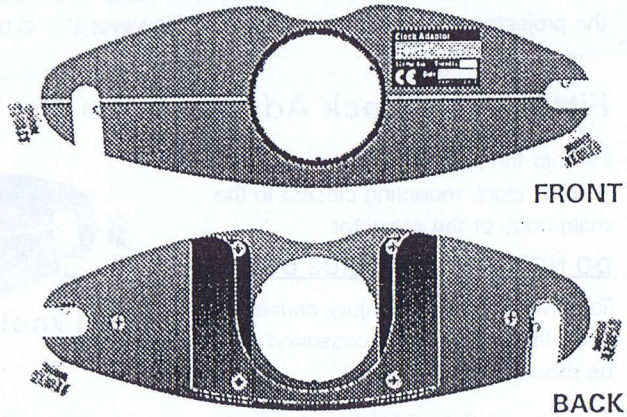


CLOCK ADAPTOR INSTRUCTIONS

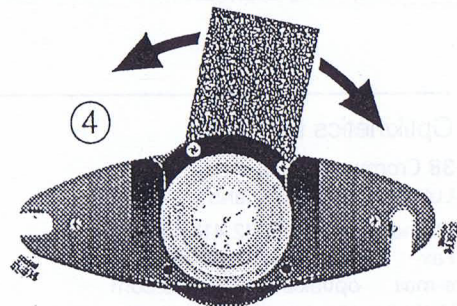
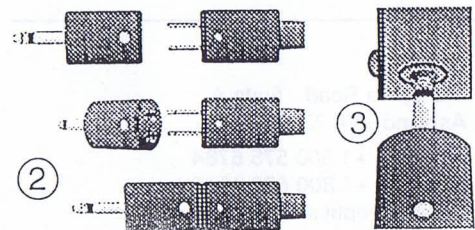



The Clock Adaptor allows the use of the Clock Attachment on GoBoShow or GoBoPro projectors.



Fitting the Clock

1. Slide the circular groove of the clock's aluminium retaining ring onto the metal back plate of the adaptor and push firmly home.
2. Fit Solar plug into jack plug adaptor.
3. Plug jack adaptor into jack socket on underside of the Clock Adaptor.
4. If the clockface is not perpendicular rotate clock to correct position with 12 o'clock position bottom centre.



Clock Orientation

Clock Attachments are ideal for front projection with either a GoBoShow or GoBoPro. It is important to note that a Clock Attachment cannot be effectively used in a GoBoShow or GoBoPro fitted with a mirror.


It is possible by extending the bars on the projector, turning the Clock Adaptor around (so that the clockface is closest to the lens housing) and mounting it as close as possible to the projector's lamp and optical system. However this is not advised.

Fitting the Clock Adaptor onto the Projector

Fit onto the rails with the label to the front and the clock mounting closest to the main body of the projector.

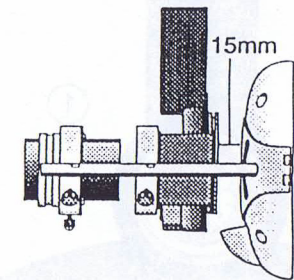
DO NOT MOUNT UPSIDE DOWN

To prevent any risk of injury, caused by a clock falling out, this accessory must not be mounted upside down.



1. Loosen the rail knobs adjacent to slots A and B to ensure that they are not proud of the casing.
2. At an angle, clip on the horizontal locating slot, A, and push home past the contact spring.
3. Locate the upright locating slot, B, over the other rail and push home past the contact spring.

4. Slide the adaptor into position with the clockface approximately 15mm from the body of the projector.



5. Tighten both rail knobs securely.
6. To remove or adjust position loosen both rail knobs.

Optikinetics Ltd.

38 Cromwell Road
Luton LU3 1DN England

Phone +44 (0)1582 411413
Fax +44 (0)1582 400613
e-mail optiuk@optikinetics.com
Website www.optikinetics.com

116 Sylvania Road Suite A
Ashland VA 23005 USA

Phone +1 800 575 6784
Fax +1 800 678 4575
e-mail optius@optikinetics.com
Website www.optikinetics.com