

Sk 1	
closed contact at	playback
1-6	2-4-8
4-5	11-19
7-8-9-10-14	15-16
11-12	18-20
19-22	21-22-23
20-24	26-28
25-26-27	


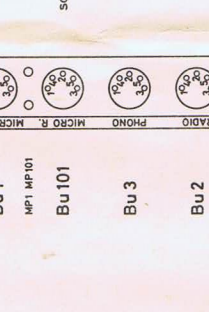

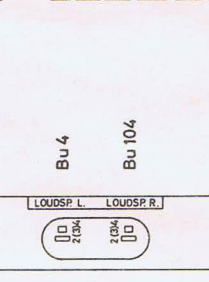
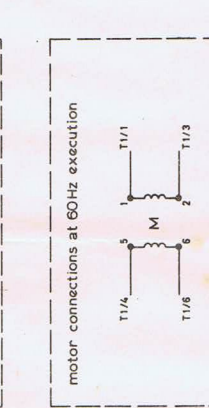
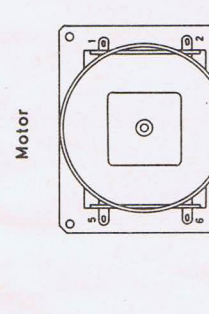
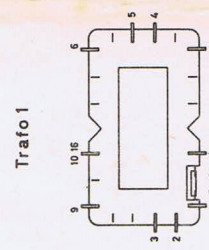

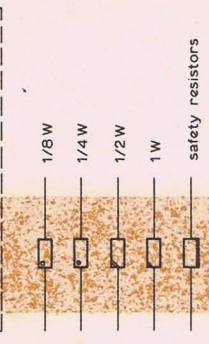
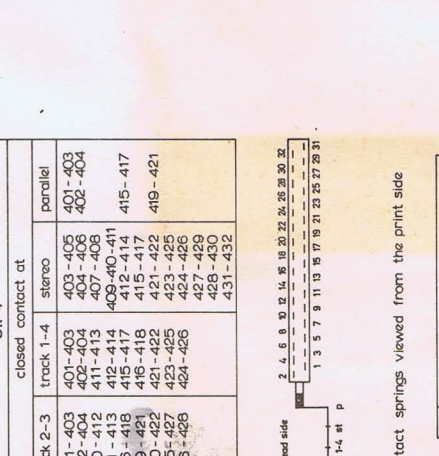
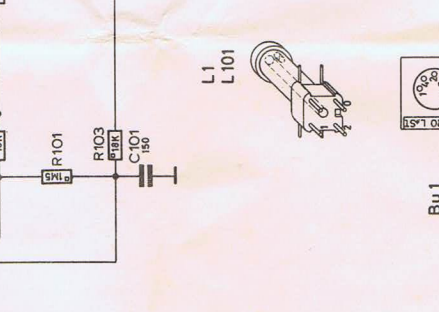
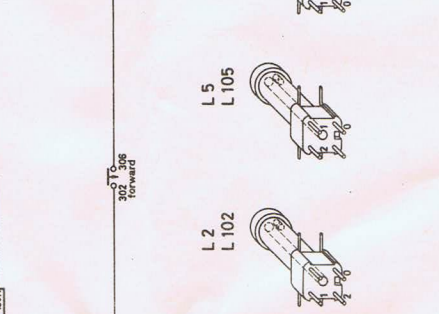
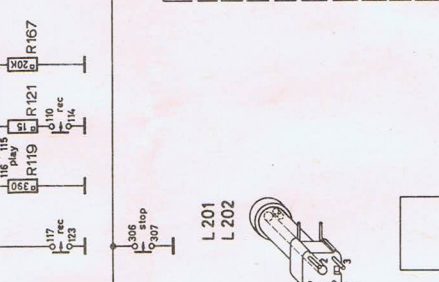
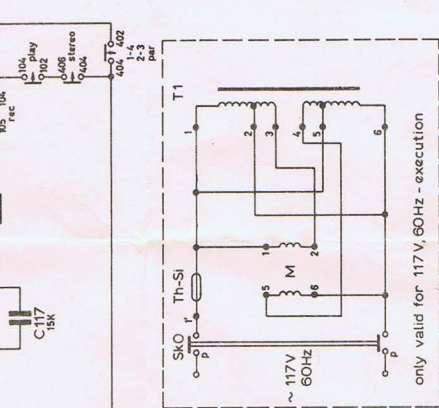
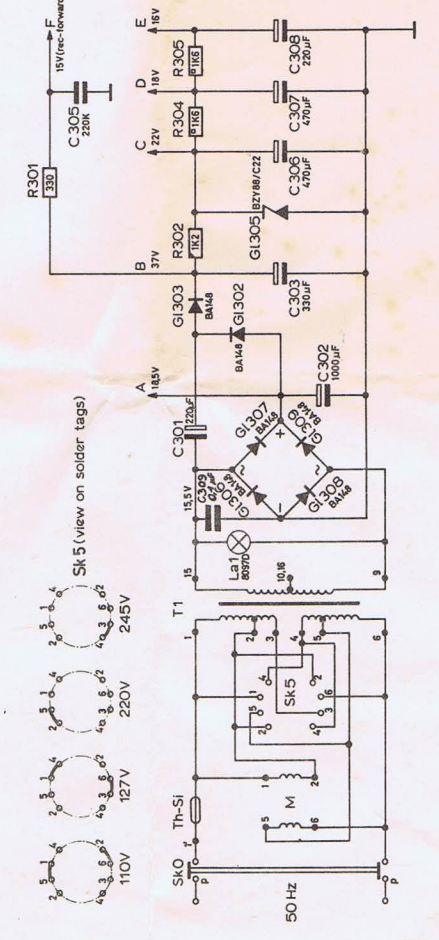
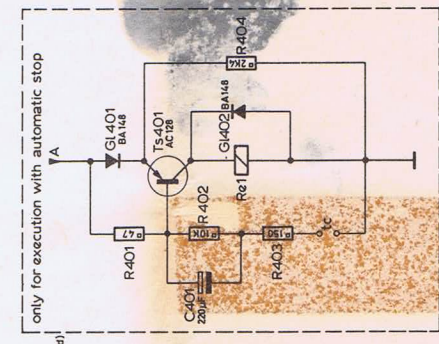
Sk 101	
closed recording	playback
101-106	101-103
104-105	102-104-106
107-108-09-10-114	115-116
111-112	118-119
119-120	120-122
120-124	122-123
119-121	127-128
128-128	

Sk 2	
closed contact at	stop
9.5 cm/s	19 cm/s
203-205-209	201-205-207
204-206-210	202-206-208
213-217	
214-218	

Sk 3	
closed contact at	stereo
301-303	403-405
302-306	404-406
304-305	407-408
	411-413
	415-417
	412-414
	415-417
	419-421
	421-422
	423-425
	424-426
	427-428
	428-430
	431-432

Sk 4	
closed contact at	parallel
track 2-3	401-403
101-403	403-405
402-404	404-406
411-413	407-408
415-417	411-413
412-414	415-417
419-421	415-417
421-422	419-421
423-425	421-422
424-426	423-425
427-428	424-426
428-430	427-428
431-432	428-430

Sk	function
0	mains switch
1	rec/play switch left channel
101	rec/play switch right channel
2	speed selector
3	forward switch
4	track selector
5	voltage adaptor



all voltages are measured with an instrument of 40000Ω/V with respect to chassis and the

Trafo 1

Motor

Bu 4

Bu 104

socket brackets viewed from the plug-in side

Bu 1

Bu 101

Bu 3

Bu 2

contact springs viewed from the print side